

The cover features a green background with light green polka dots. A large white heart shape is centered, containing a dashed line for a name and the title 'Homework Folder'. A string of colorful bunting flags is draped across the top of the heart. At the bottom, two cartoon children are shown: a boy on the left with brown hair and a green shirt, and a girl on the right with red hair and a blue shirt with a pink bow. The background below the heart is blue with light blue polka dots.



Homework Folder





Let us have
Fun with Letters-1

Look, point, and say: A is for apple, A is for ant, A is for aeroplane.



APPLE




ANT



AEROPLANE

Look, point, and say: B is for ball, B is for balloon, B is for bee.



BALL



BALLOON



BUTTERFLY

Look, point, and say: C is for car, C is for cat, C is for cap.



CAR



CAT



CAP


Look, point, and say: D is for dog, D is for doll, D is for drum.



DOG

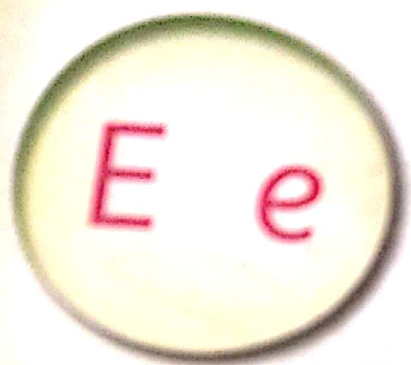


DOLL




DRUM

Look, point, and say: E is for elephant, E is for egg, E is for engine.



ELEPHANT




EGG



ENGINE

Look, point, and say: F is for fan, F is for flower, F is for fish.



FAN




FLOWER



FISH

अ


अ अदरक, अखरोट, अखबार
खट्टा है अचार, मीठा है अ



अनार

आ

आ आम, आड़ू, आलूबुखारा
आग में भून कर आलू उतारा



आम



अदरक



अखबार



अनानास



अमरुद



अजगर



अखरोट



आग



आड़ू



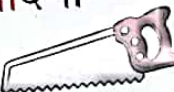
आलू



आदमी



आकाश



आरी

इ

इ से इमली, इ से इमली
एक है खट्टी, एक है मीठी



इमली



इस्त्री



इमरती



इडली



इंजन

ई


ई से ईद मना लो भाई,
खाओ खीर और सेवई



ईदगाह



ईख



ईमेल




ईट



Shriram School, Mawana Class:- Pre. Nursery
Name:-





Shriram School, Mawana Class:- Pre. Nursery

Name:-

MY MUMMY




My Mummy

My mummy is sweet
like sugar and Honey
I sit in her lap
like a little Bunny.

Shriram School, Mawana Class:- Pre. Nursery

Name:-

EARLY TO BED



Shriram School, Mawana Class:- Pre. Nursery


Name:-

HOLIDAY HOMEWORK RHYMES

I SEE THE MOON



F for Fruits




Water Melon



Grapes




Mango



Apple



Strawberry




Banana




Guava




Pineapple



Cow




Elephant



Horse




Tiger




Donkey




Lion



Goat




Camel




Giraffe




Kangaroo



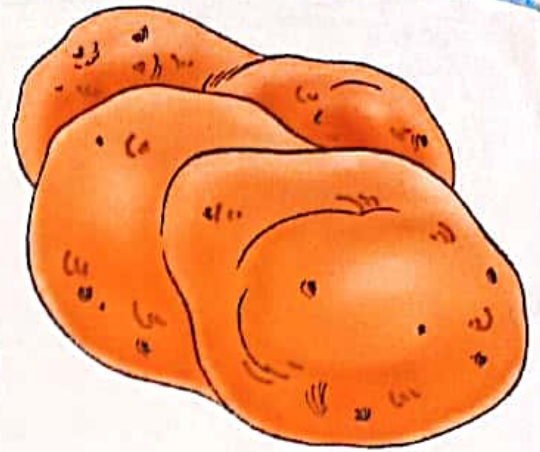
Sheep



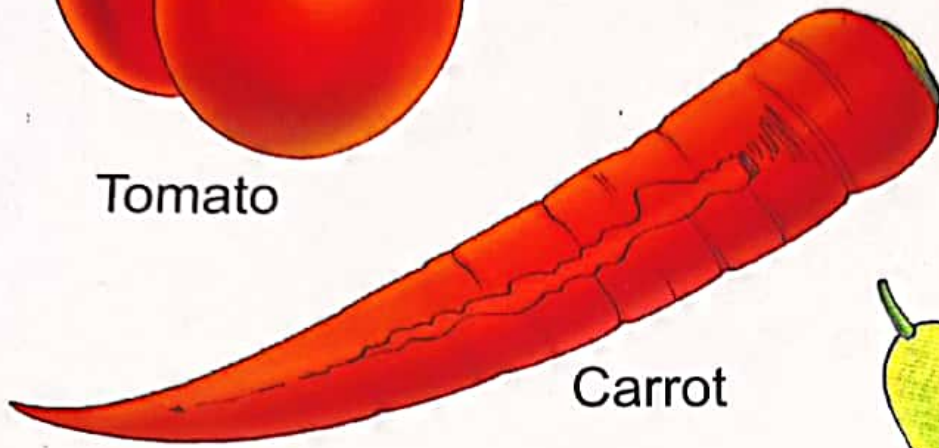
Fox




Tomato




Potato




Carrot



Ladyfinger



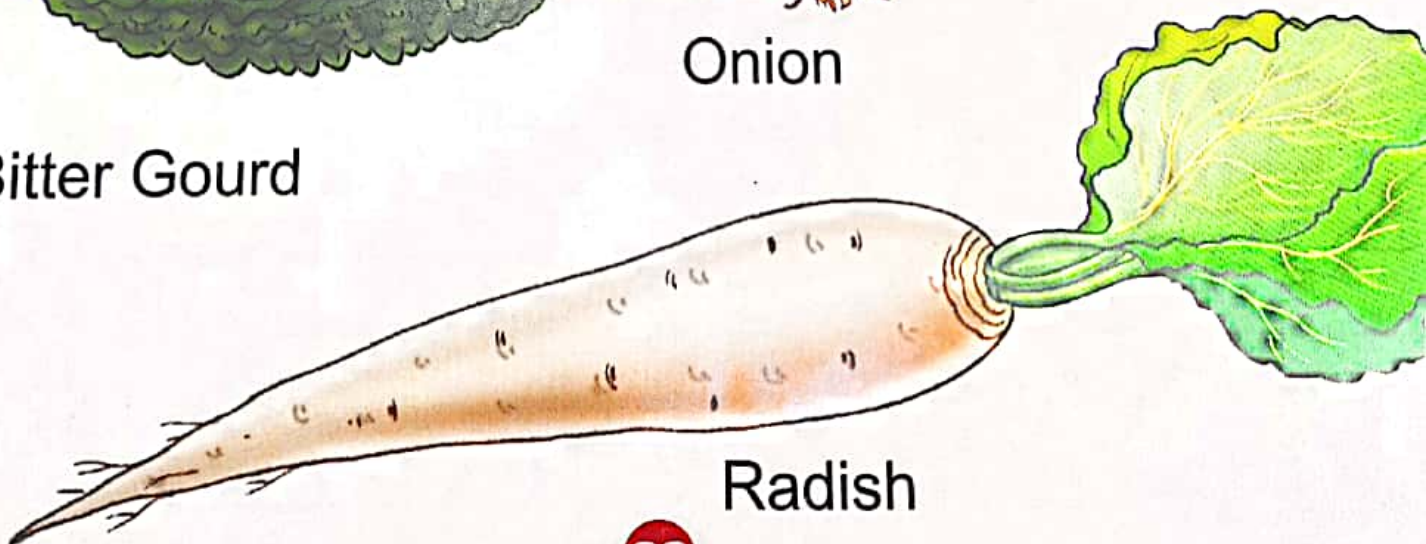
Bottle Gourd



Bitter Gourd



Onion



Radish

7

Colours

Orange

Red

Yellow

Purple

Brown

Blue

Pink

Green





Shapes




Square




Oval



Circle



Triangle



Rectangle

Shriram School, Mawana Class:- Pre. Nursery

Name:-

CONVERSATION QUESTION (ORAL)



Q1. What is your name?

My name is.....

Q2. How old are you?

I am years old.

Q3. In which class do you study?

I study in Pre. Nursery Class

Q4. What is the name of your school?

**Our school name is Shriram School,
Mawana**

Q5. Where do you live?


I live in Mawana

Shriram School, Mawana Class:- Pre. Nursery

Name:-

COLOR THE PICTURE

BANANA




Shriram School, Mawana Class:- Pre. Nursery

Name:-

COLOR THE PICTURE

PINEAPPLE




Shriram School, Mawana Class:- Pre. Nursery

Name:-

COLOR THE PICTURE

APPLE




Shriram School, Mawana Class:- Pre. Nursery

Name:-

COLOR THE PICTURE

STRAWBERRY




Shriram School, Mawana Class:- Pre. Nursery

Name:-

COLOR THE PICTURE


PEAR



Shriram School, Mawana Class:- Pre. Nursery

Name:-

Standing Line



Shriram School, Mawana Class:- Pre. Nursery

Name:-

Sleeping Line

—

—

—

...

...

...

...

...

...

...

...


...

NOTE: Encourage your child to speak while writing, so that they remember and recognize what they are writing.

Shriram School, Mawana Class:- Pre. Nursery
Name:-

Square

Do paper tearing & paste it in Square shape

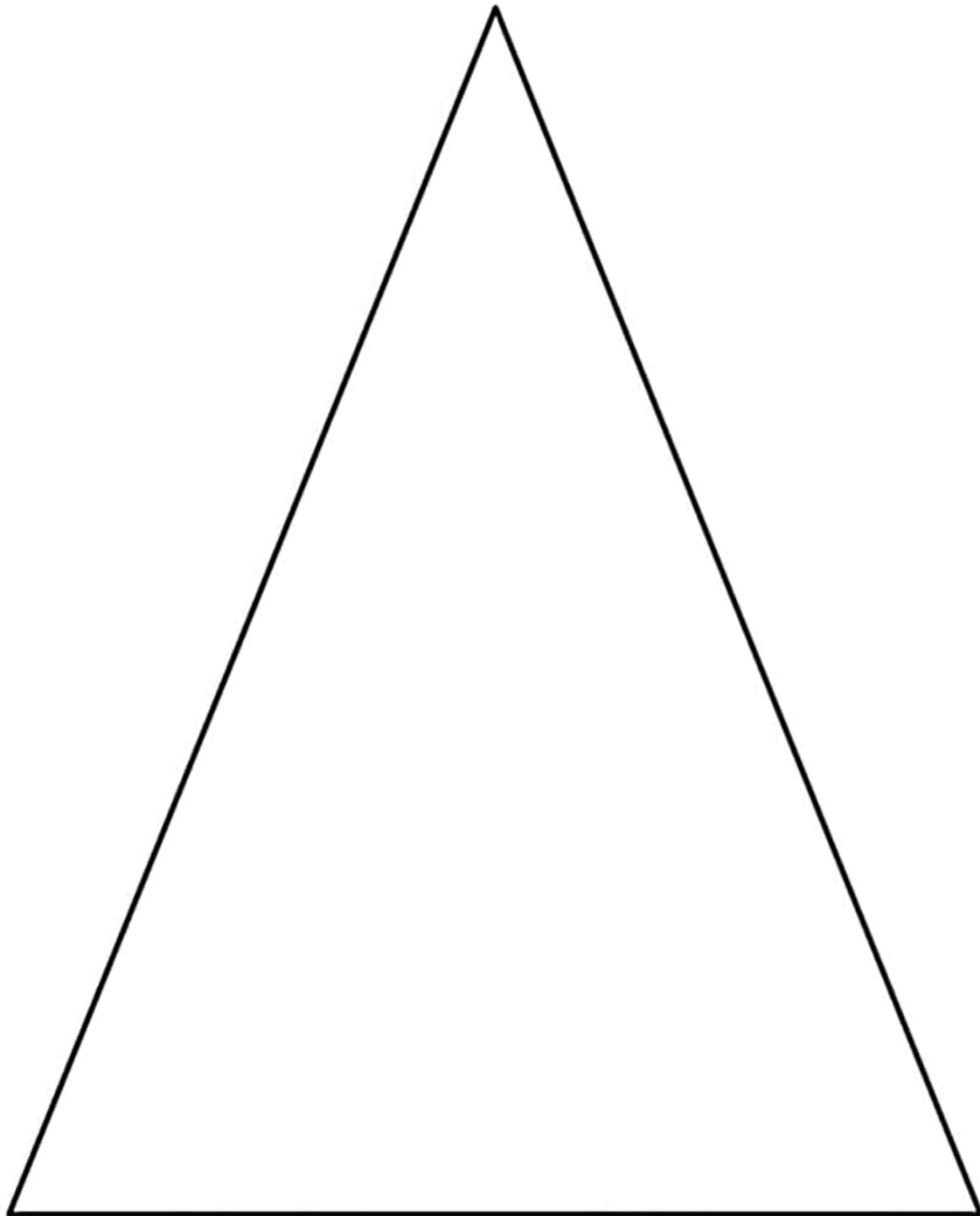


Shriram School, Mawana Class:- Pre. Nursery

Name:-

Triangle


Do potato printing in Triangle shape





Circle

Decorate the Circle shape using glitters



SHAPES

